

Dixie National Color Bonanza 2024

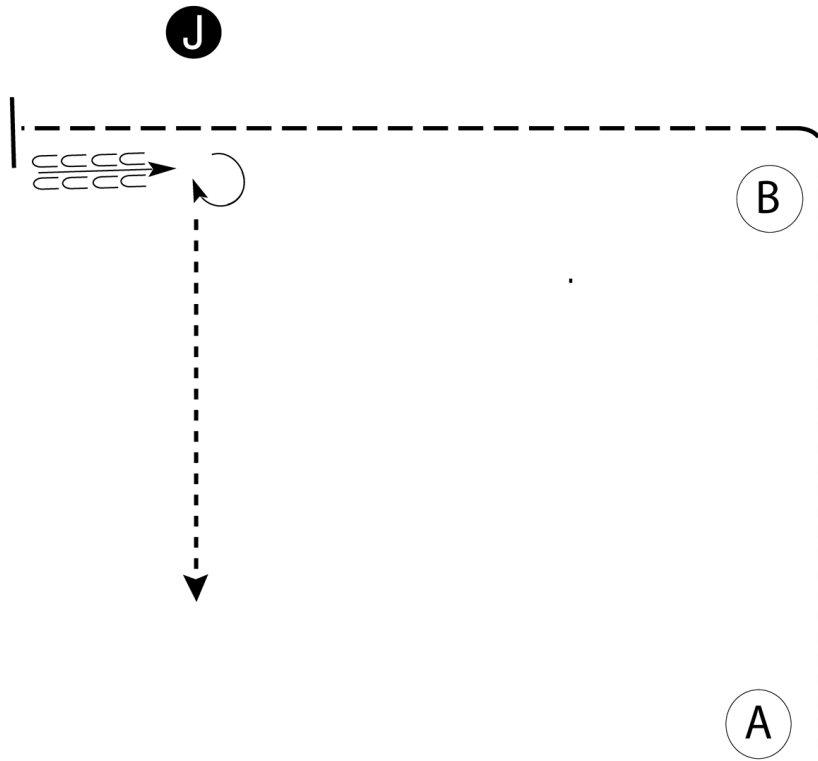
Class Number
1, 2, 3, 5, 6, 217,
218, 219, 220, 221

Showmanship

Show Date: 01/19/2024

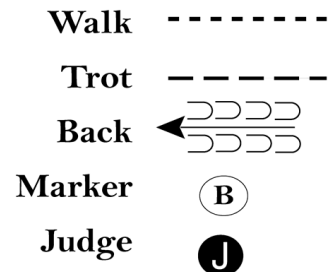
w w w . H o r s e S h o w P a t t e r n s . c o m

w w w . H o r s e S h o w P a t t e r n s . c o m



Be ready at A.

1. Walk to B.
2. Trot around B and past judge.
3. Stop past judge and back until hind end of horse is even with judge.
4. Turn 270 degrees and set up for inspection.
5. When dismissed, walk straight away from judge.



[S/2-23]

Pattern Provided by:

Judges

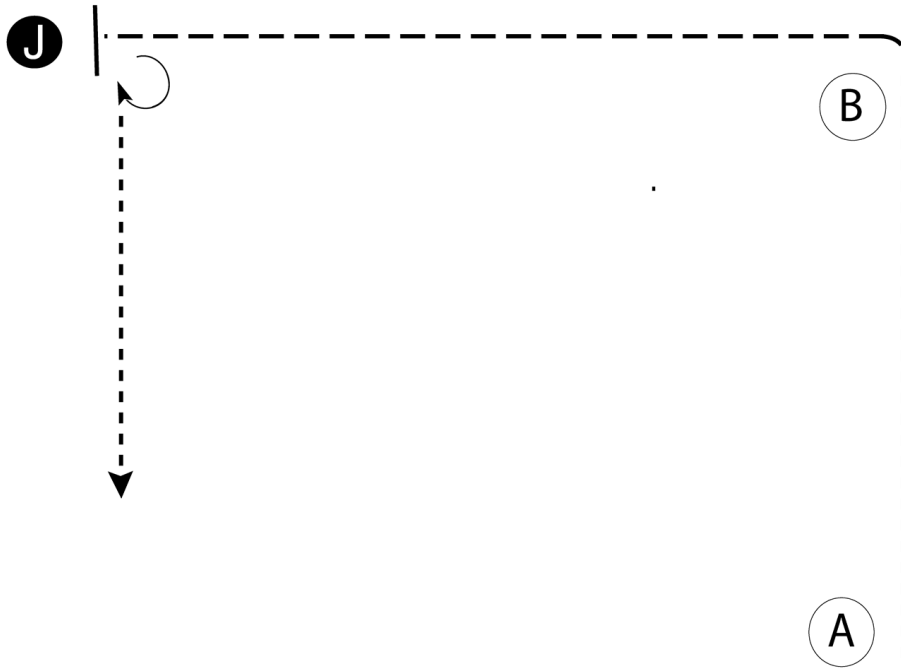
Dixie National Color Bonanza 2024

Class number
4, 215, 216*

Showmanship

10 and under & Walk/Trot

Show Date: 01/19/2024



Be ready at A.

1. Walk to B.
2. Trot around B and to judge.
3. Stop and set up for inspection.
4. When dismissed, turn 270 degrees and walk straight off.

***** Amt W/T -- EXT Walk in place of Trot**

Walk	-----
Trot	- - - - -
Back	←
Marker	⊙ B
Judge	● J

[S/WT-23]

Pattern Provided by:

Judges

w w w . H o r s e S h o w P a t t e r n s . c o m

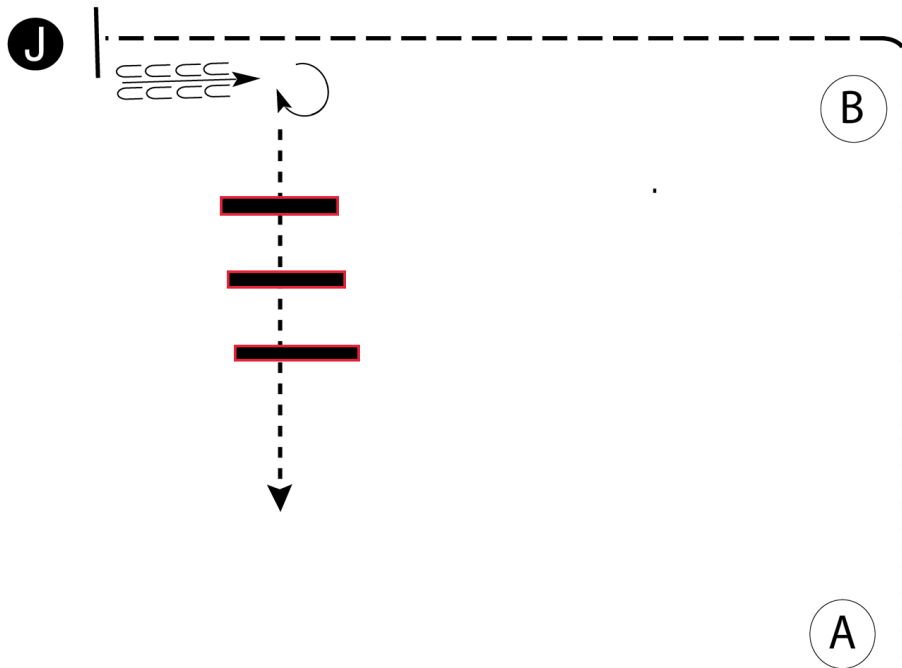
w w w . H o r s e S h o w P a t t e r n s . c o m

Dixie National Color Bonanza 2024

Class Number
144, 145, 146, 147

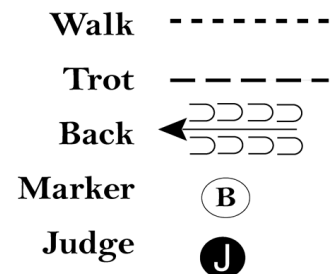
Ranch showmanship

Show Date: 01/19/2024



Be ready at A.

1. Walk to B.
2. Trot around B and to judge.
3. Stop and set up for inspection.
4. When dismissed, back one horse length.
5. Turn 270 degrees and walk straight off.



[S/1-23]

Pattern Provided by:

Judges

w w w . H o r s e S h o w P a t t e r n s . c o m

w w w . H o r s e S h o w P a t t e r n s . c o m

Dixie National Color Bonanza 2024

Class Number
50, 252, 253

Walk/Trot Western Horsemanship

Show Date: 01/19/2024

w w w . H o r s e S h o w P a t t e r n s . c o m

w w w . H o r s e S h o w P a t t e r n s . c o m



Be ready at A.

1. Extended trot from A to B.
2. Slow to a jog and jog to and around C.
3. Jog halfway to D.
4. Walk to D.
5. Stop and back approximately one horse length.

Follow the instructions of your ring steward.

Walk	-----
Jog	- - - - -
Extended Jog	— — — —
Lope	
Lead Change	— / —
Back	← u u u u
Marker	(B)

[WH/WT-89]

Pattern Provided by:

Judges

Dixie National Color Bonanza 2024

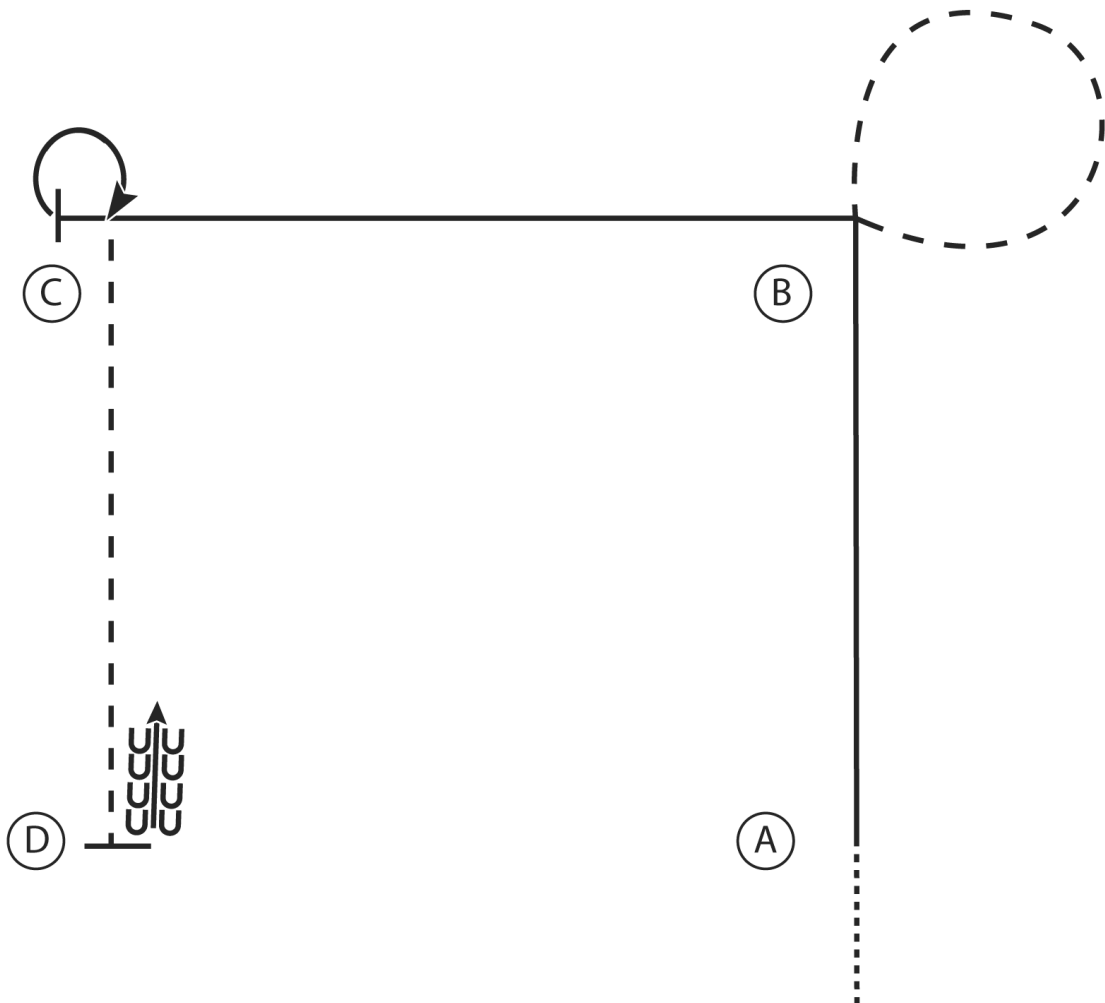
Western Horsemanship

Show Date: 01/19/2024

Class Number
48, 49, 51, 123,
124, 125, 126,
254, 255, 256,
257, 258

w w w . H o r s e S h o w P a t t e r n s . c o m

w w w . H o r s e S h o w P a t t e r n s . c o m



1. Walk to A
2. Lope on the right lead to B
3. At B extend the jog in a circle to the right
4. At B lope on the left lead to C
5. At C stop and perform a 270 degree turn to the right
6. Jog to D
7. At D stop and back 4 steps

Walk
Jog	-----
Extended Jog	-----
Lope	—————
Leg Yield	
Lead Change	↙↘
Back	←←←←
Marker	(B)
Sidepass	←←←←

[WH/2-50]

Pattern Provided by:

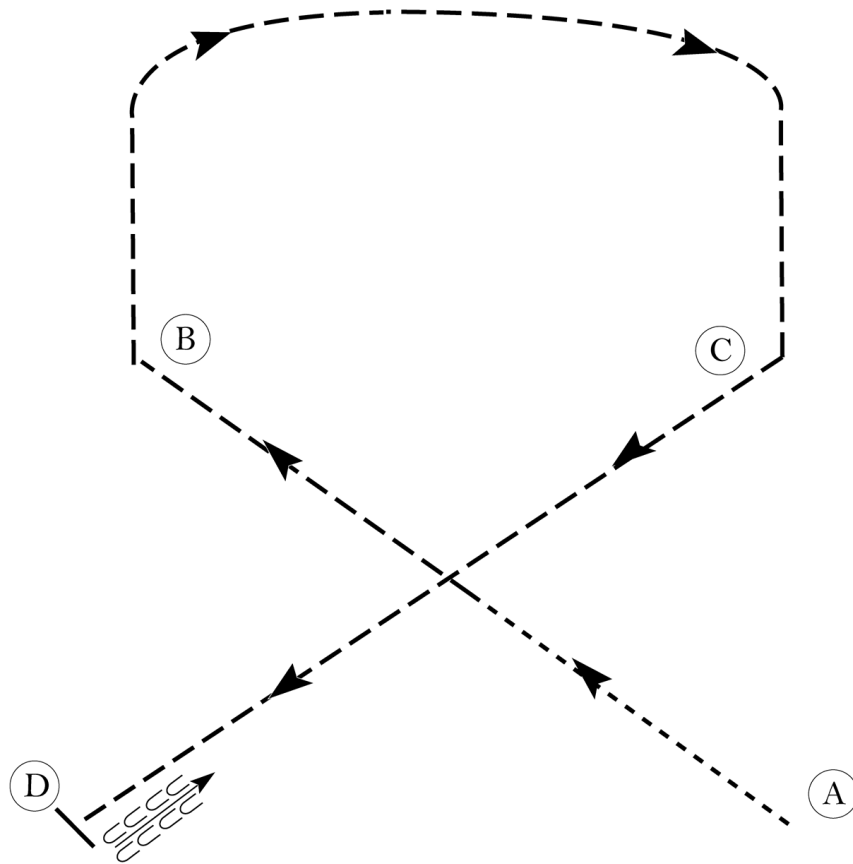
Judges

Dixie National Color Bonanza 2024

Class Number
235, 236

Walk/Trot Hunt Seat Equitation

Show Date: 01/19/2024



Be ready at A.

1. Walk 1/2 way to B.
2. Posting trot on the left diagonal to B.
3. Sitting trot to C.
4. Posting trot on the right diagonal 1/2 way to D.
5. Sitting trot to D.
6. Halt at D and back approximately one horse length.

Exit at a sitting trot.

Walk	-----
Trot	- - - - -
Extended Trot	— — — — —
Canter	— — — — —
Leg Yield	
Lead Change	— / —
Back	← ← ← ← ←
Marker	(B)
Sidepass	← ← ← ← ←
Hand Gallop	— — — — —

[HSE/WT-23]

Pattern Provided by:

Judges

w w w . H o r s e S h o w P a t t e r n s . c o m

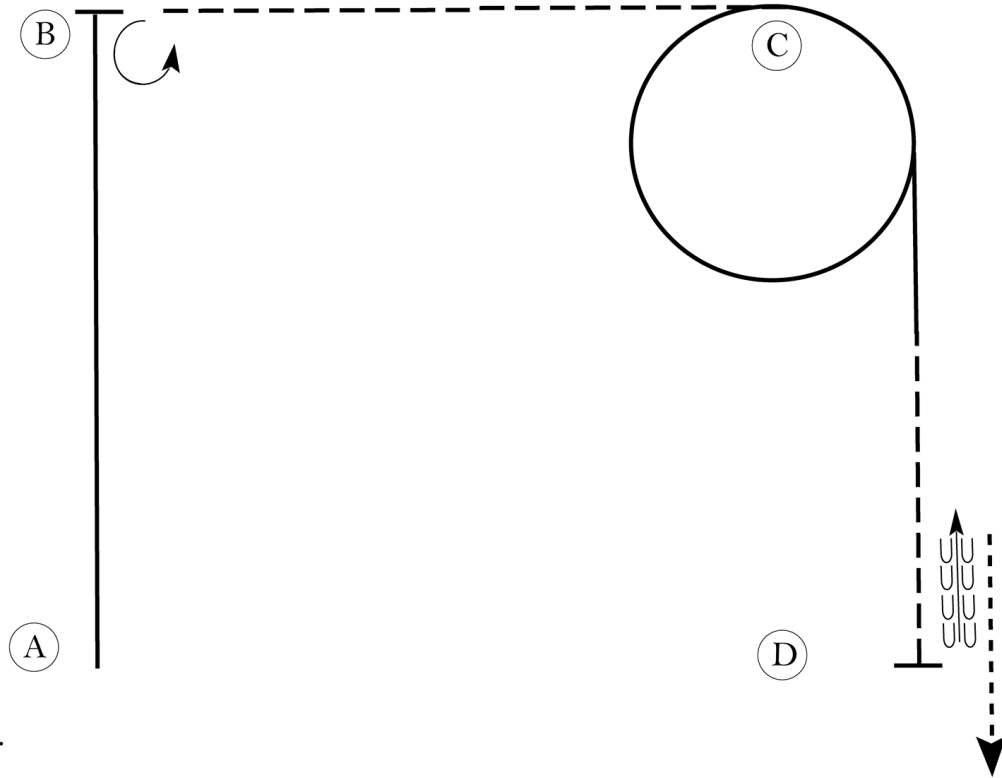
w w w . H o r s e S h o w P a t t e r n s . c o m

Dixie National Color Bonanza 2024

Class Number
37, 38, 237, 238,
239, 240, 241

Hunt Seat Equitation

Show Date: 01/19/2024



Be ready at A.

1. Canter on the left lead to B.
2. Stop at B and execute a 270 degree turn on the haunches to the left.
3. Posting trot on the right diagonal to C.
4. Canter on the right lead in a circle around C.
5. Continue on the right lead halfway to D.
6. Posting trot on the left diagonal to D.
7. Stop at D and back approximately one horse length.
8. Walk forward to and past D.

Follow the instructions of your ring steward.

Walk	-----
Trot	- - - - -
Extended Trot	-----
Canter	=====
Leg Yield	
Lead Change	↙ ↘
Back	← ← ← ← ←
Marker	⊙
Sidepass	← →
Hand Gallop	-----

[HSE/2-43]

Pattern Provided by:

Judges

w w w . H o r s e S h o w P a t t e r n s . c o m

w w w . H o r s e S h o w P a t t e r n s . c o m

Dixie National Color Bonanza 2024

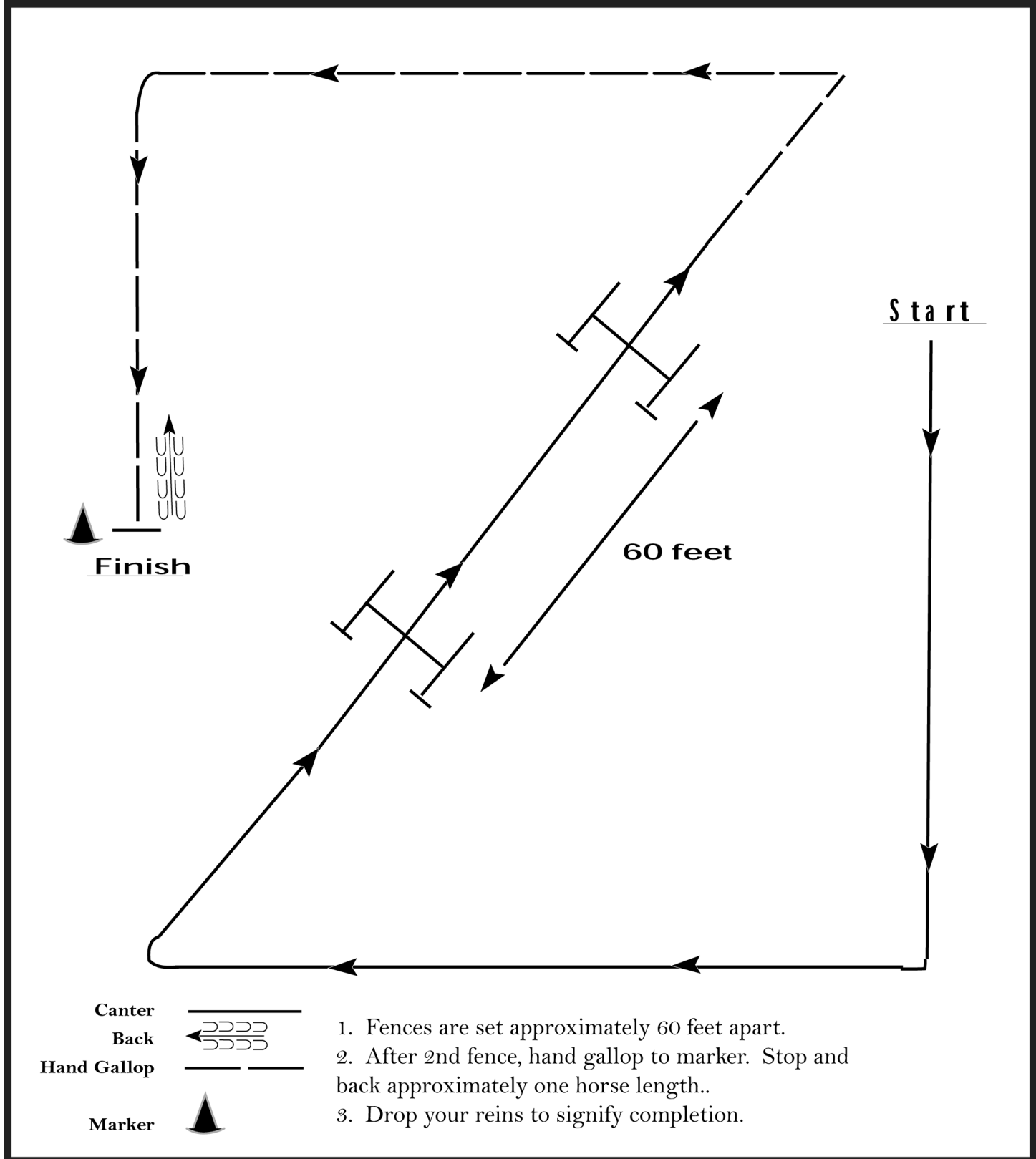
Class Number
155, 156, 157

Hunter Hack

Show Date: 01/19/2024

W W W . H O R S E S H O W P A T T E R N S . C O M

W W W . H O R S E S H O W P A T T E R N S . C O M



[HH/60-14]

Pattern Provided by:

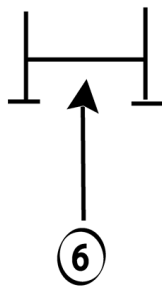
Judges

Dixie National Color Bonanza 2024

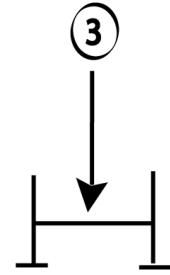
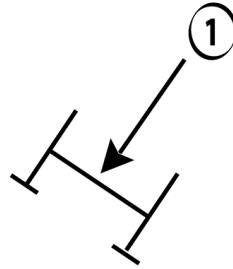
Class Number
154

Working Hunter

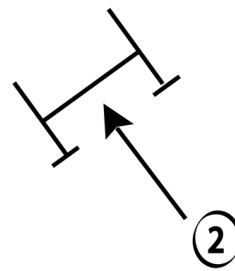
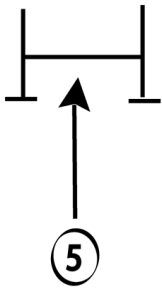
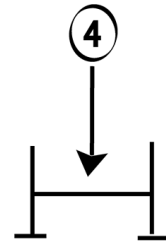
Show Date: 01/19/2024



72 Feet



48 Feet



[WH/O-1]

Pattern Provided by:

Judges

w w w . H o r s e S h o w P a t t e r n s . c o m

w w w . H o r s e S h o w P a t t e r n s . c o m

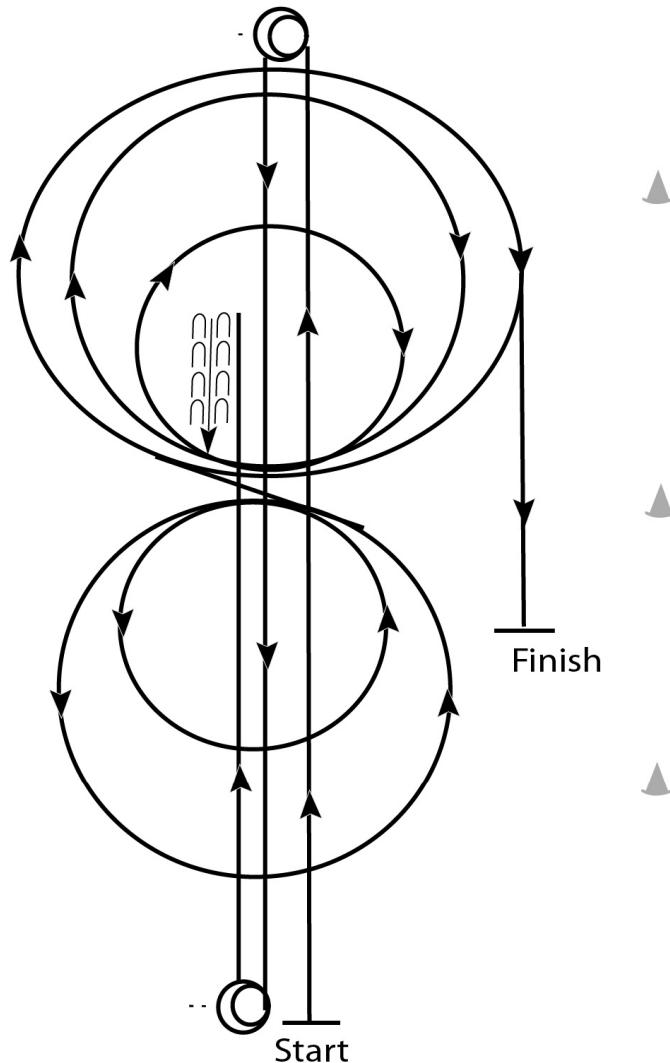
Dixie National Color Bonanza 2024

Class Number
132, 134, 136

Ranch Reining

Show Date: 01/19/2024

ARHA # 1



1. Start at end of arena.
2. Run up center of arena past the end marker and come to a sliding stop. Complete 1 1/2 spins to the left.
3. Run to other end of arena past the end marker and stop. Complete 1 1/2 spins to the right.
4. Run past the center marker and stop.
5. Back at least 10 feet in a straight line.
6. Complete 1/4 turn to the left, hesitate. Beginning on the right lead, complete 2 circles to the right, the first one small and slow, and the second large and fast. Change leads at the center of the arena.
7. Complete one small, slow circle and one large, fast circle. Change leads to the right.
8. Run around end of arena to the other side, past center marker, at least 20 feet from fence and come to sliding stop.
9. Hesitate to complete pattern.

Pattern Provided by:

Judges


Dixie National Color Bonanza 2024

Class Number
133, 135

Novice Ranch Reining

Show Date: 01/19/2024

NOVICE RANCH REINING PATTERN # 7



1. Run down center past marker and stop; Back 8-10 feet, 1/4 turn left.
2. Left lead lope large fast, small slow stop.
3. 3 spins left.
4. Beginning on the right lead complete 2 circles the first one large and fast and the second small and slow, stop.
5. 3 spins right.
6. Right lead lope but do not close circle, go past middle marker, stop roll back left.
7. Run down past middle marker, stop, Hesitate to show completion of pattern.

[NRCHAWC/4]

Pattern Provided by:

Judges

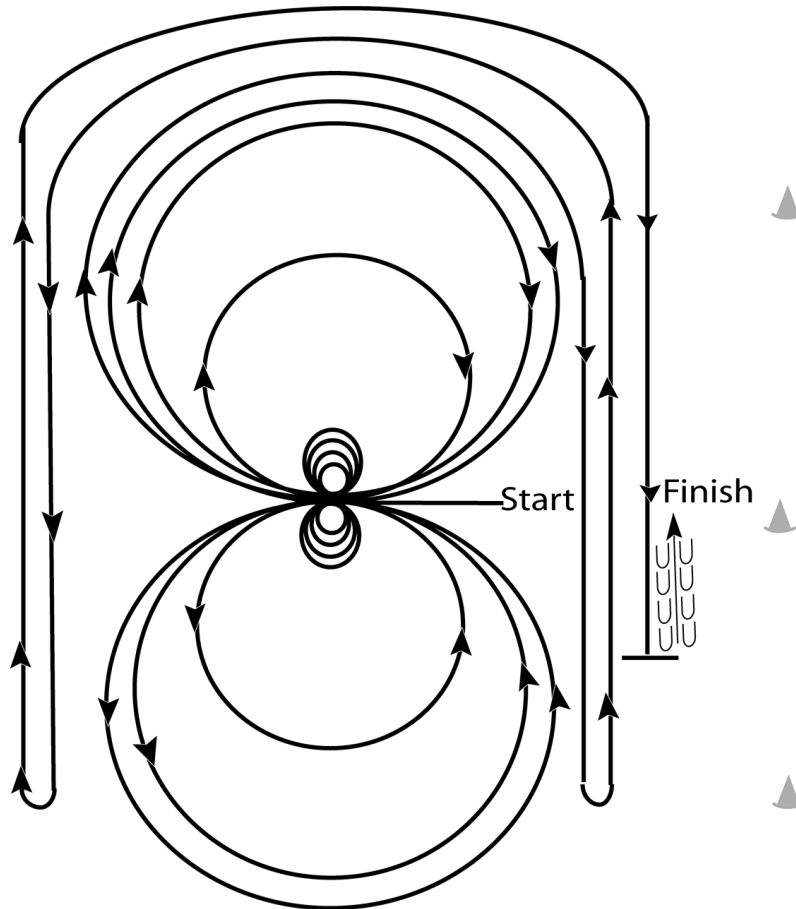
Dixie National Color Bonanza

Class Number
137, 138, 139,
140, 141, 142,
143

Pattern #
NASMDA2
PHBA # 8
ARHA #8

2024 REINING

Show Date: 01/19/2024



Horses may walk or trot to the center of the arena. Beginning at the center of the arena facing the left wall or fence.

1. Complete four spins to the left.
 2. Complete four spins to the right. Hesitate.
 3. Beginning on the right lead, complete three circles to the right: the first circle large and fast; the second circle small and slow; the third circle large and fast. Change leads at the center of the arena.
 4. Complete three circles to the left: the first circle large and fast; the second circle small and slow; the third circle large and fast. Change leads at the center of the arena.
 5. Begin a large fast circle to the right but do not close this circle. Run straight down the right side of the arena past the center marker and do a left rollback at least twenty feet (6.09m) from the wall or fence – no hesitation.
 6. Continue back around the previous circle but do not close this circle. Run down the left side of the arena past the center marker and do a right rollback at least twenty feet (6.09m) from the wall or fence – no hesitation.
 7. Continue back around the previous circle but do not close this circle. Run down the right side of the arena past the center marker and do a sliding stop at least twenty feet (6.09m) from the wall or fence. Back up at least ten feet (3m). Hesitate to demonstrate completion of the pattern.
- Rider may dismount and drop bridle to the designated judge.

Pattern Provided by:

Judges

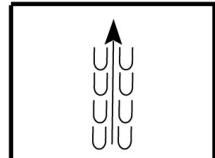
Dixie National Color Bonanza 2024

Class Number
27, 28

Obstacle Driving

Show Date: 01/19/2024

3. Walk to poles. Back into U.



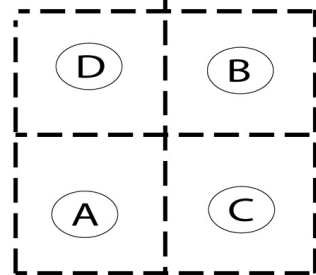
4. Trot with left wheel between poles.




2. Trot through serpentine



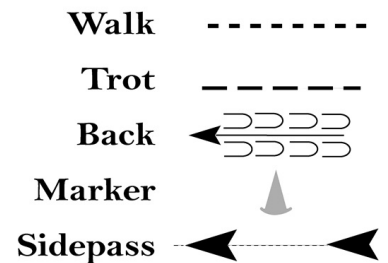
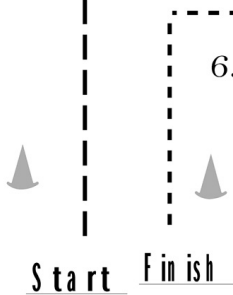
5. Trot quadrangle (A,B,C,D).



1. Trot over bridge.



6. Exit at a walk.



[MHP/DO-3]

Pattern Provided by:

Judges

www.HorseShowPatterns.com

www.HorseShowPatterns.com

Dixie National Color Bonanza 2024

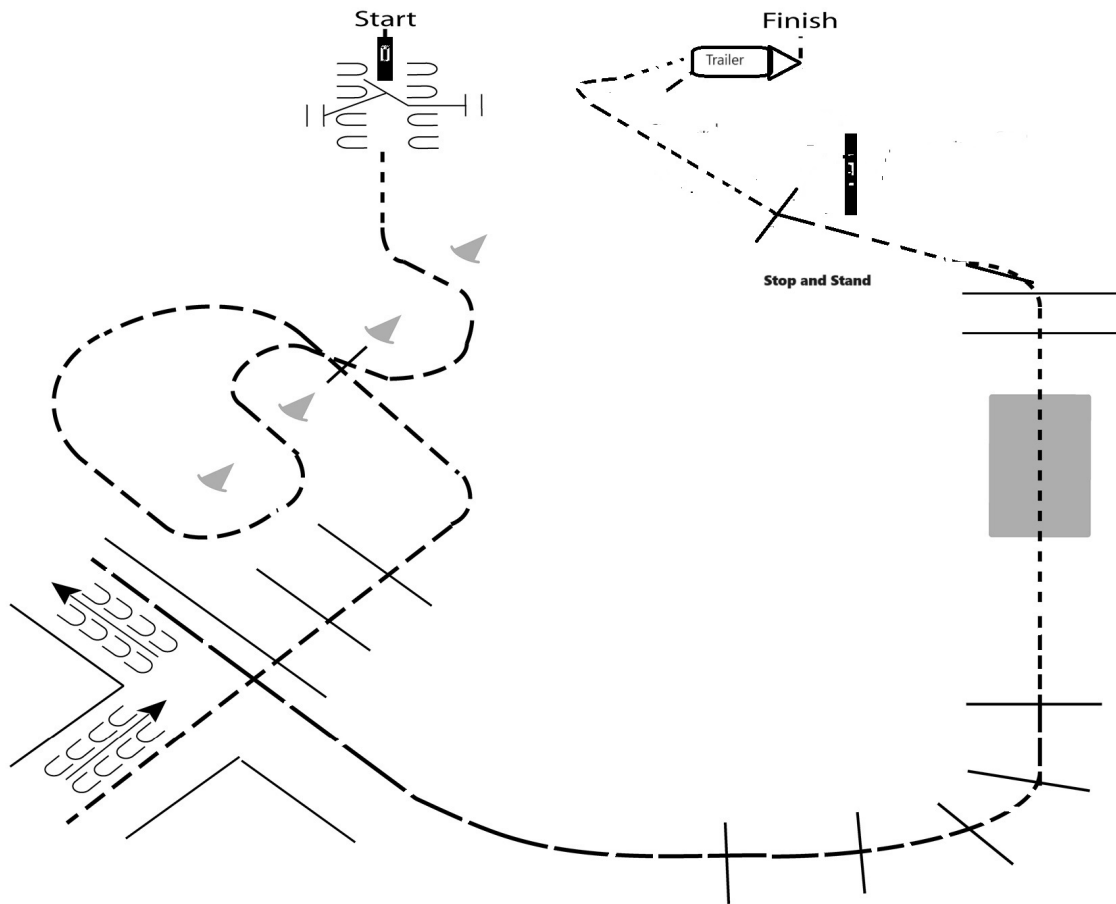
Class Numbers
72, 73*

In Hand Trail

Show Date: 01/19/2024

www.HorseShowPatterns.com

www.HorseShowPatterns.com



1. Walk to and work gate.
2. Jog Serpentine
3. Jog poles into "L"
4. Back "L"
5. Jog over poles
6. Walk over bridge and poles
7. Stop for 10 seconds
8. Yearlings -- pick up front and back hoof
2 Yr old-- Load into trailer

Walk	-----
Jog	- - - - -
Extended Jog	— — — —
Lope	—————
Leg Yield	
Lead Change	///
Back	←←←←←
Marker	ⓑ
Sidepass	←-----→

**** Two olds Must be saddled**

[TWT-2]

Pattern Provided by:

Judges

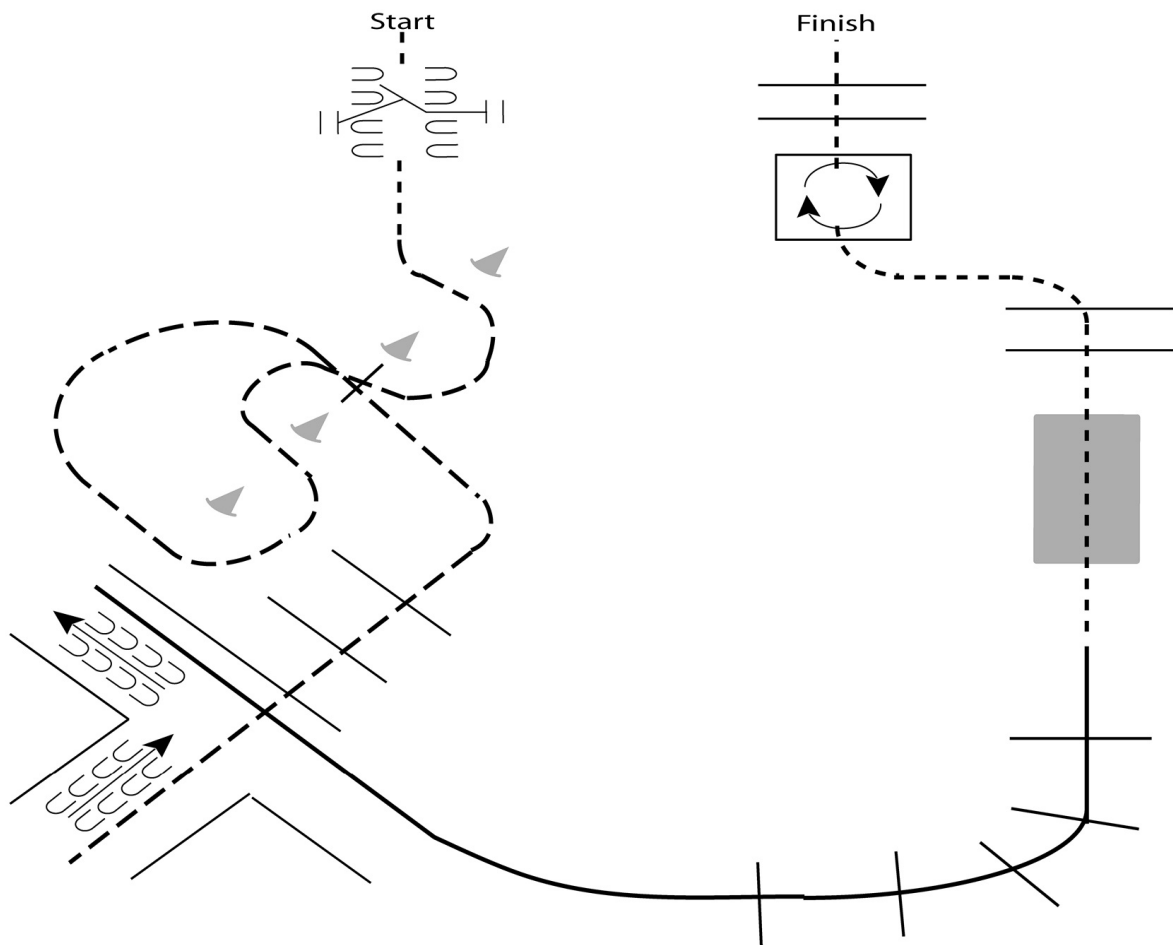
Dixie National Color Bonanza 2024 Trail

Class Number
83,84, 85, 87, 88, 91,
92, 261, 262, 263, 264,
265, 266, 267, 268

Show Date: 01/19/2024

www.HorseShowPatterns.com

www.HorseShowPatterns.com



1. Walk to and work gate.
2. Jog through cones, over pole and into chute.
3. Back the L.
4. Lope on the left lead over poles to bridge.
5. Walk over bridge and poles
6. Walk into box and perform a 360 degree turn to the right.
7. Walk out of box and over poles to finish.

Walk	-----
Jog	- - - - -
Extended Jog	- - - - -
Lope	—————
Leg Yield	
Lead Change	↘ ↙
Back	← ← ← ← ←
Marker	ⓑ
Sidepass	← ----- →

[T/2-4]

Pattern Provided by:
Judges

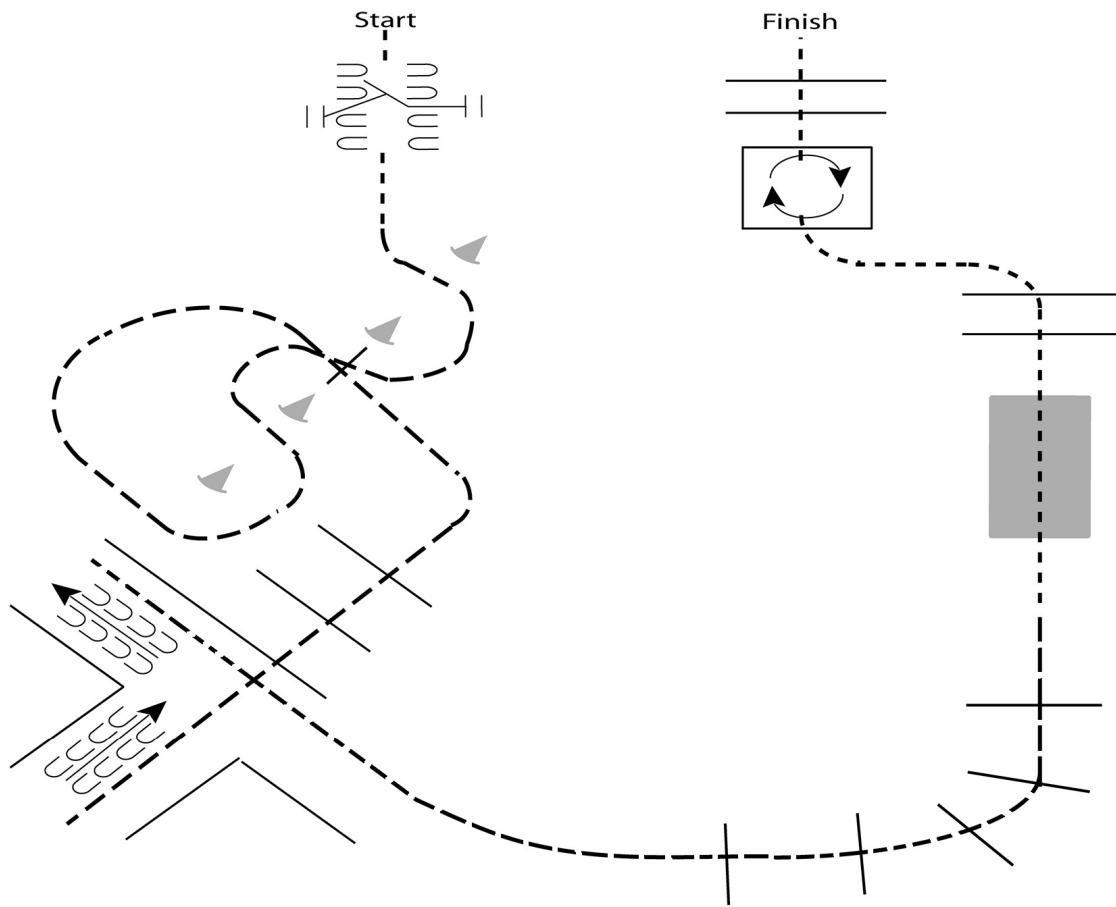
Dixie National Color Bonanza 2024 Walk/Trot Trail

Class Numbers
86, 89, 90, 259,
260

Show Date: 01/19/2024

w w w . H o r s e S h o w P a t t e r n s . c o m

w w w . H o r s e S h o w P a t t e r n s . c o m



1. Walk to and work gate.
2. Jog through cones, over pole and into chute.
3. Back the L.
4. Trot over poles and to the Bridge
5. Walk over bridge and poles
6. Walk into box and perform a 360 degree turn to the right.
7. Walk out of box and over poles to finish.

Walk	-----
Jog	-----
Extended Jog	-----
Lope	-----
Leg Yield	
Lead Change	///
Back	←←←
Marker	Ⓚ
Sidepass	←-----→

[TWT-2]

Pattern Provided by:
Judges

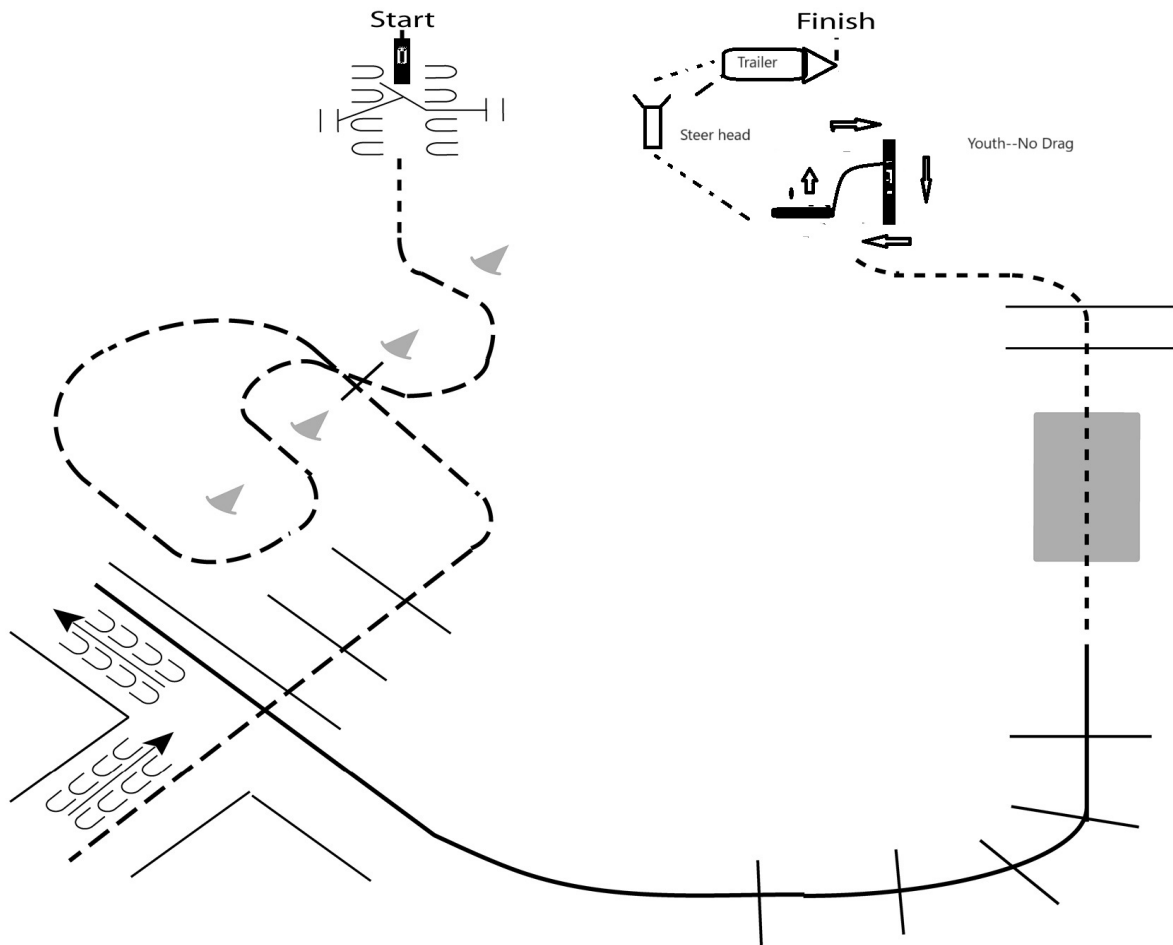
Dixie National Color Bonanza 2024 Ranch Trail

Class Number
74, 75, 76, 77,
78, 79, 80, 81,
82

Show Date: 01/19/2024

www.HorseShowPatterns.com

www.HorseShowPatterns.com



1. Side pass right to and Work Gate
2. Jog Serpentine
3. Jog poles into "L"
4. Back "L"
5. Lope Left Lead over poles
6. Walk over Bridge and Poles
7. Log Drag (Walk or Trot) **YOUTH
NO DRAG-- Trot circle
8. Rope Steer Head
9. Dismount and Load into Trailer
(**ARHA Only)

Walk	-----
Jog	-----
Extended Jog	-----
Lope	=====
Leg Yield	
Lead Change	---/---
Back	←←←←← ←←←←←
Marker	Ⓚ
Sidepass	←-----→

[T/2-4]

Pattern Provided by:

Judges

Dixie National Color Bonanza 2024

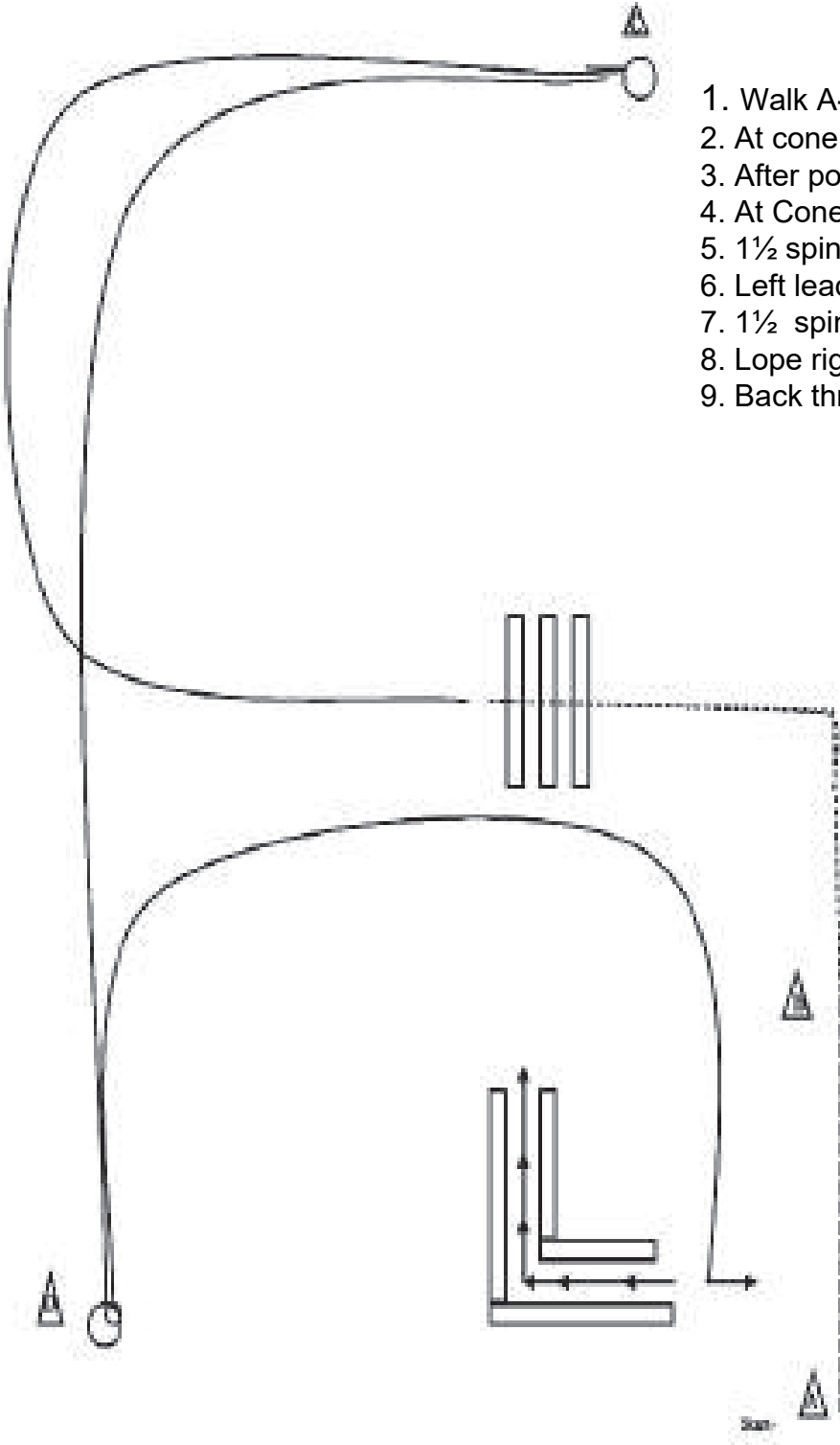
Class Number
127, 128, 129,
130, 131

Ranchmanship

Show Date: 01/19/2024

w w w . H o r s e S h o w P a t t e r n s . c o m

w w w . H o r s e S h o w P a t t e r n s . c o m



1. Walk A-B.
2. At cone trot to and over cross poles.
3. After poles are cleared Right lead lope.
4. At Cone ;Stop.
5. 1½ spin left.
6. Left lead lope to cone; Stop.
7. 1½ spins right.
8. Lope right lead to chute; Stop; 90° turn.
9. Back thru Chute.

RT/1

Pattern Provided by:

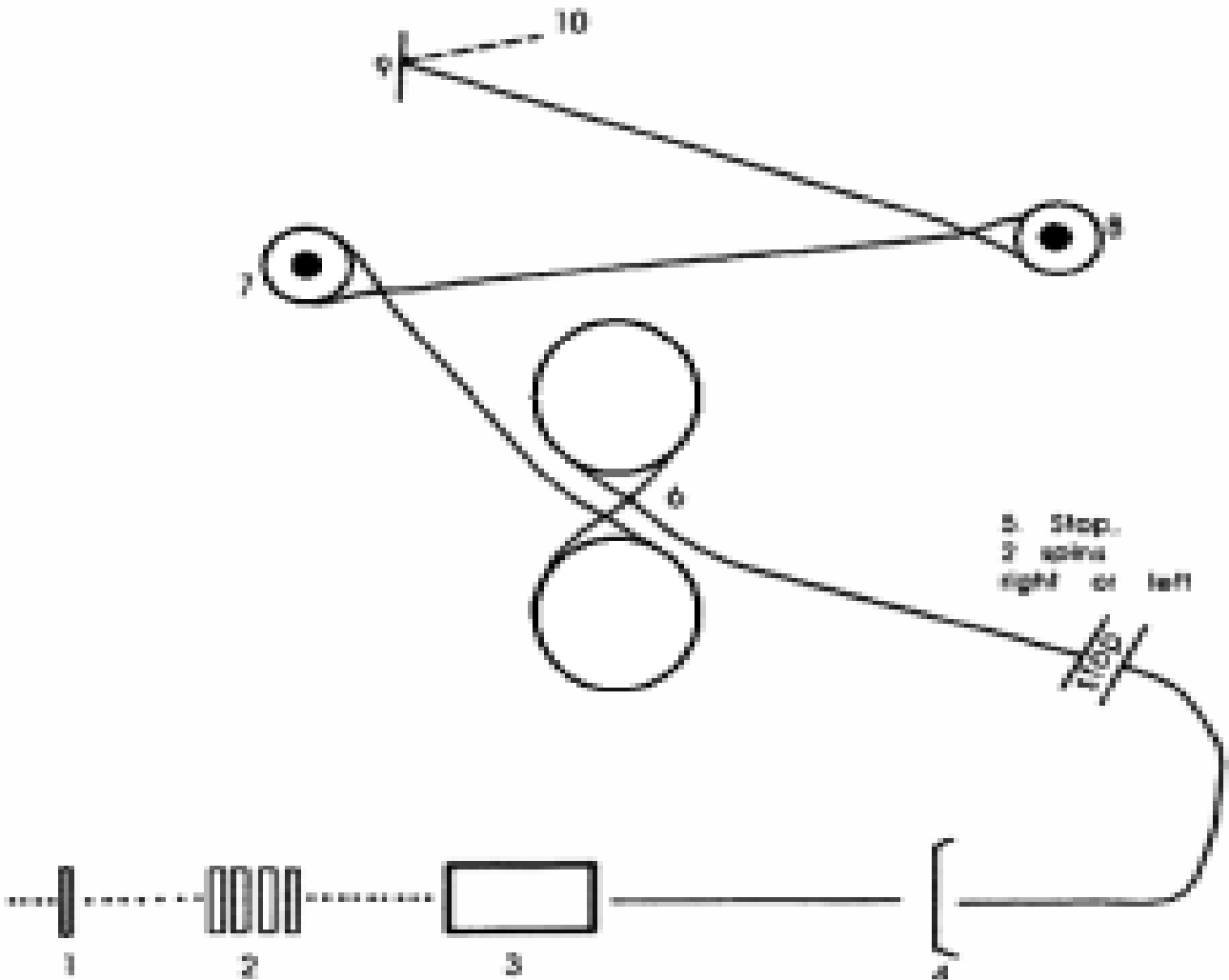
Judges

Dixie National Color Bonanza 2024

Class Number
93, 94, 95, 96,
97

Ranch Riding NASMDA

Show Date: 01/19/2024



1. Work Gate
2. Walk Over Logs 20"-30" apart
3. Walk over bridge
4. Slow lope to and over 12" jump (distance between bridge and jump minimum 48' feet. Jump must be a minimum of 10' wide and no PVC is allowed.)
5. Stop and perform 2 spins, right or left
6. Proceed at medium lope to figure eight, showing change of lead from right to left circle.
7. Proceed with speed to barrel. Tight fast turn around barrel on left lead.
8. Proceed with speed to barrel showing change of lead from left to right. Tight fast turn around barrel on right lead.
9. Slide stop and back 10'.

RR/1

Pattern Provided by:

Judges

Dixie National Color Bonanza 2024

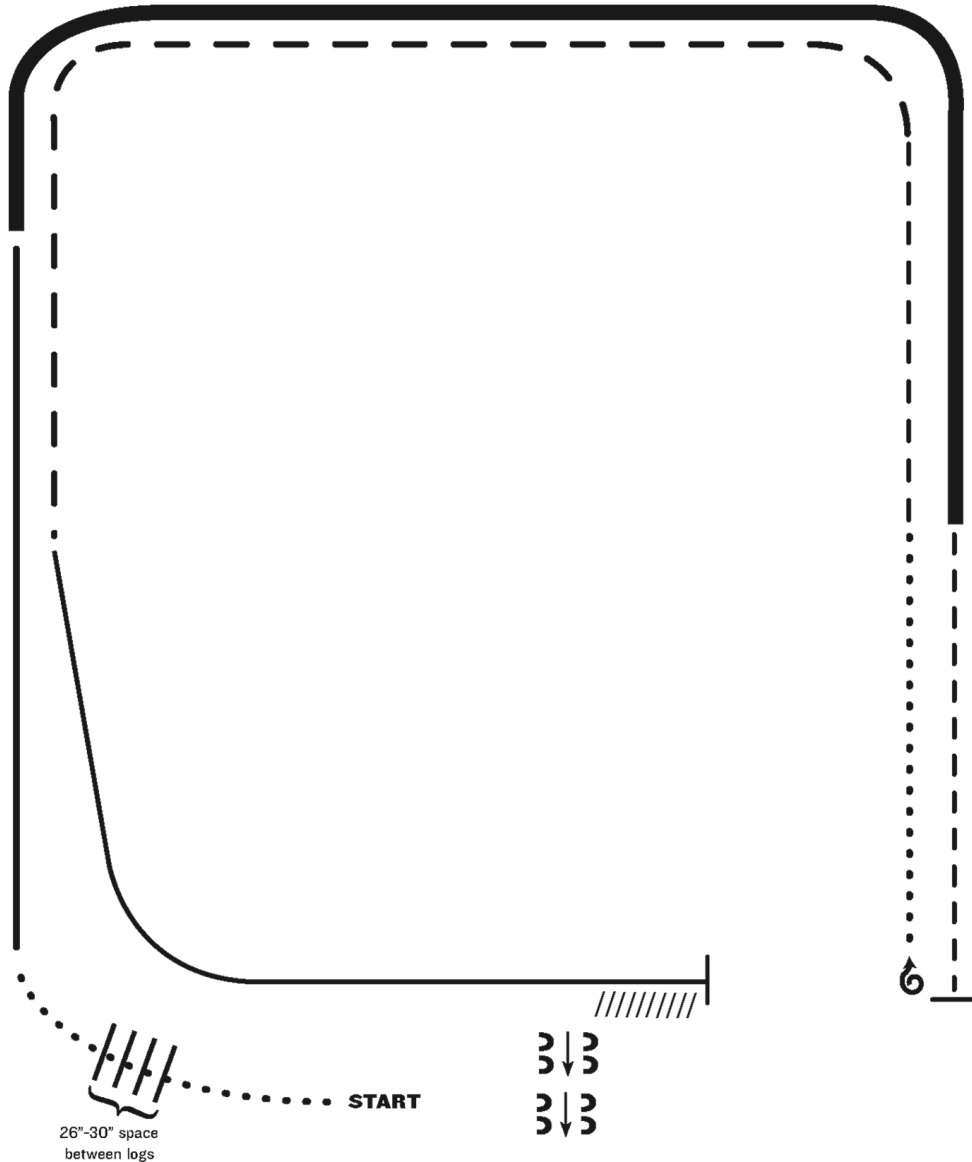
Class Number
98, 99, 100, 101,
102, 103, 104

Ranch Riding

Show Date: 01/19/2024

w w w . H o r s e S h o w P a t t e r n s . c o m

w w w . H o r s e S h o w P a t t e r n s . c o m



1. Walk
2. Walk over logs
3. Lope right lead
4. Extended lope (right lead)
5. Trot
6. Stop, 1 1/2 turns right
7. Walk
8. Trot
9. Extended trot
10. Lope left lead
11. Stop and Back
12. Side pass right

Note: The drawn description of this pattern is only intended for the general depiction of the pattern. Exhibitors should utilize the arena space to best exhibit their horses.

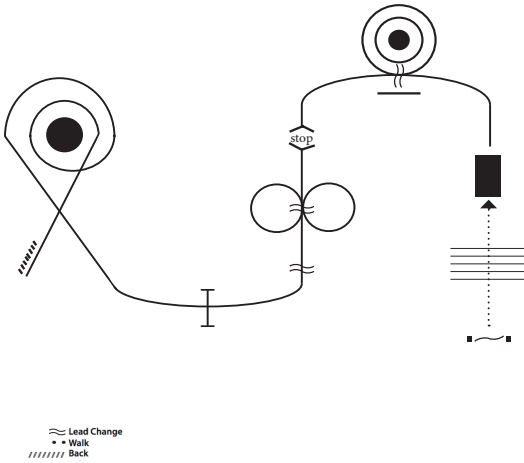
[RR/AQHA-6]

Pattern Provided by:

Judges

RANCH HORSE PATTERN 3

Class Number
272, 273, 274,
275



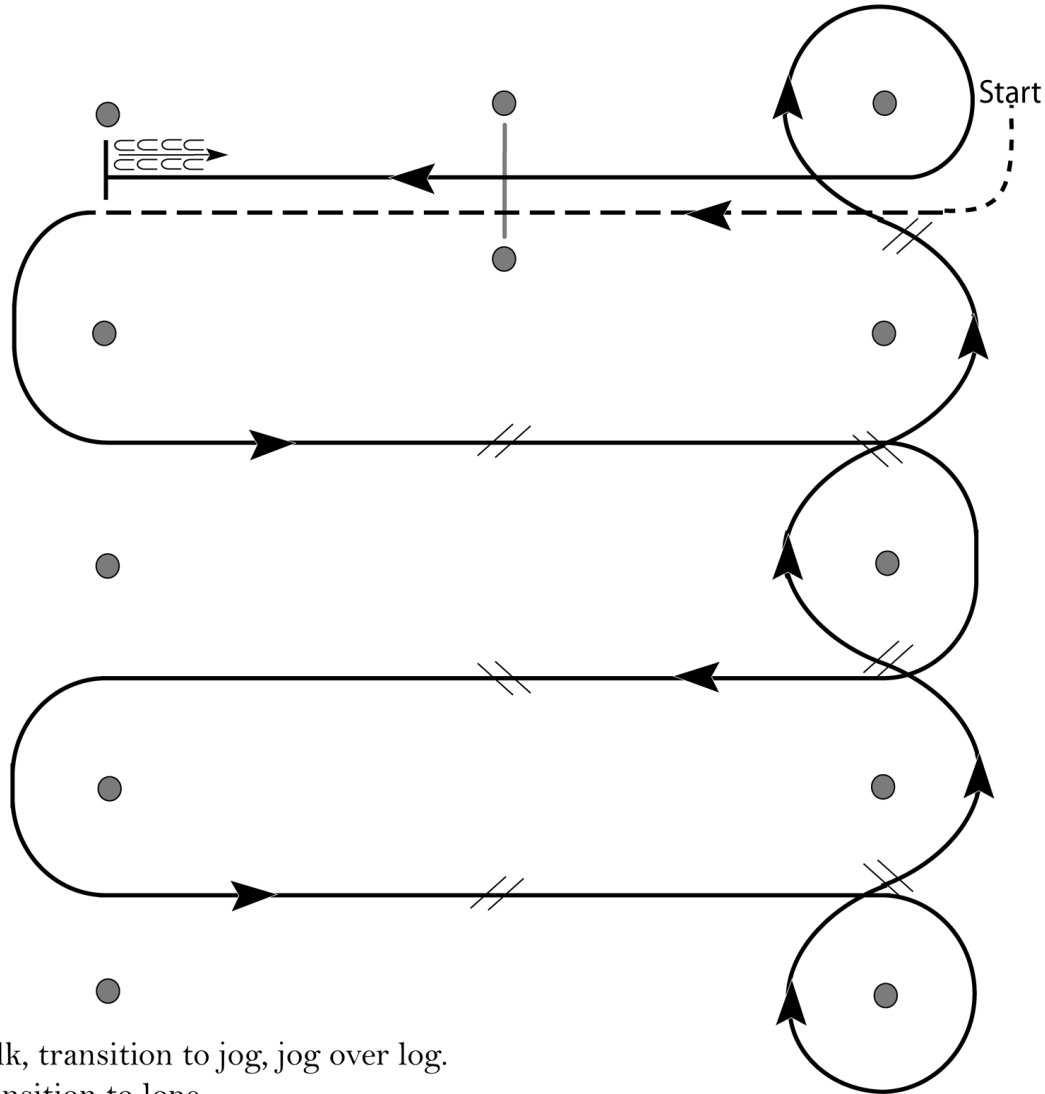
- 1) Work the gate;
- 2) Walk over five logs. Distance between logs, measured at the edge of logs, twenty (20") to twenty four (24") inches (40-60 cm);
- 3) Walk over bridge;
- 4) Begin on the left lead and lope between the pole and barrel executing a simple or flying lead change to the right lead and lope around the barrel executing another simple or flying lead change to the left lead;
- 5) Stop and take down coiled rope in hand. Begin on right lead;
- 6) With speed on right lead make a fast figure eight, executing a simple or flying lead change to the left lead. Execute another simple or flying lead change to the right lead;
- 7) Lope over a twelve (12") inch (30 cm) jump on the right lead;
- 8) Begin one fast large circle and one fast small circle around barrel on right lead. Run down straight away with speed;
- 9) Execute a sliding stop as coiled rope is pitched out and horse works rope by backing up. EXCEPTION: all amateur and youth classes, See **Rule 3608**;
- 10) Recoil rope, EXCEPTION: all amateur and youth classes, See **Rule 3608**;
- 11) Hesitate to demonstrate completion of pattern.

Dixie National Color Bonanza 2024

Class Number
269, 270, 271

Western Riding

Show Date: 01/19/2024



1. Walk, transition to jog, jog over log.
2. Transition to lope.
3. First crossing change.
4. Second crossing change.
5. Third crossing change.
6. Circle and first line change.
7. Second line change.
8. Third line change.
9. Fourth line change and circle.
10. Lope log.
11. Lope, stop and back.

[WR/OP-2]

Pattern Provided by:

Judges

w w w . H o r s e S h o w P a t t e r n s . c o m

w w w . H o r s e S h o w P a t t e r n s . c o m